

Photograph quality


The photographs must be:

- no more than 6-months old
- 35–40mm in width
- close up of your head and top of your shoulders so that your face takes up 70–80% of the photograph
- in sharp focus and clear
- of high quality with no ink marks or creases


The photographs must:

- show you looking directly at the camera
- show your skin tones naturally
- have appropriate brightness and contrast
- be printed on high quality paper, and at high resolution

Photographs taken with a digital camera must be high quality colour and printed on photo-quality paper.



too close



too far away




blurred




ink marked/creased



looking away




unnatural skin tones



too dark




too light



washed out colour



pixelated



Style and lighting

The photographs must:


- be colour neutral
- show your eyes open and clearly visible—no hair across your eyes
- show you facing square on to the camera, not looking over one shoulder (portrait style) or tilted, and showing both edges of your face clearly
- be taken with a plain light-coloured background
- be taken with uniform lighting and not show shadows or flash reflections on your face and no red eye




hair across eyes




eyes closed



portrait style




eyes tilted




busy background





not centred




flash reflection on skin



redeye



shadows behind head




shadows across face




Glasses and head covers

If you wear glasses:


- the photograph must show your eyes clearly with no flash reflection off the glasses, and no tinted lenses (if possible, avoid heavy frames—wear lighter framed glasses if you have them)
- make sure that the frames do not cover any part of your eyes.



dark tinted lenses




flash reflection on lenses



frames too heavy




frames covering eyes



wearing a hat




wearing a cap



face covered



shadows across face



shows another person



mouth open and toy too close to face



Head coverings:

- are not permitted except for religious reasons, but your facial features from bottom of chin to top of forehead and both edges of your face must be clearly shown.

Expression and frame

Your photographs must:

- show you alone (no chair backs, toys or other people visible), looking at the camera with a neutral expression and your mouth closed.